

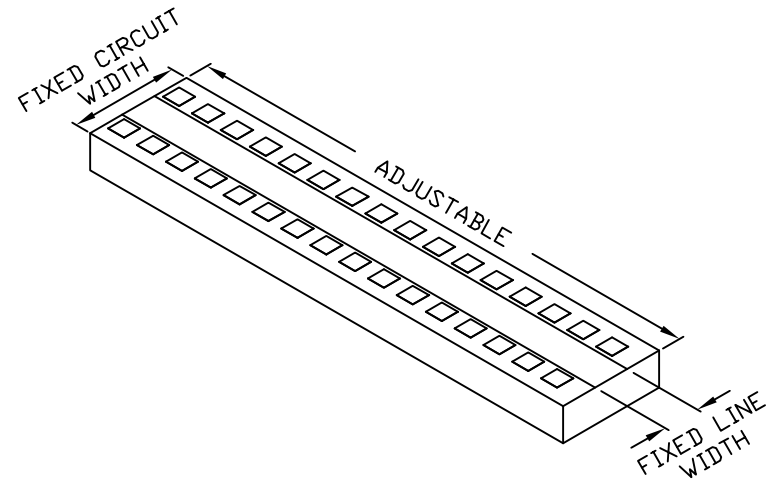
Single Transmission Lines with Two Rows of Tuning Pads

Part number definition = ATP-WP2-M-010-030-LLL

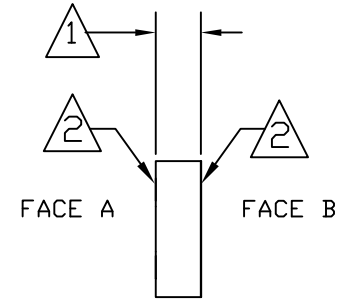
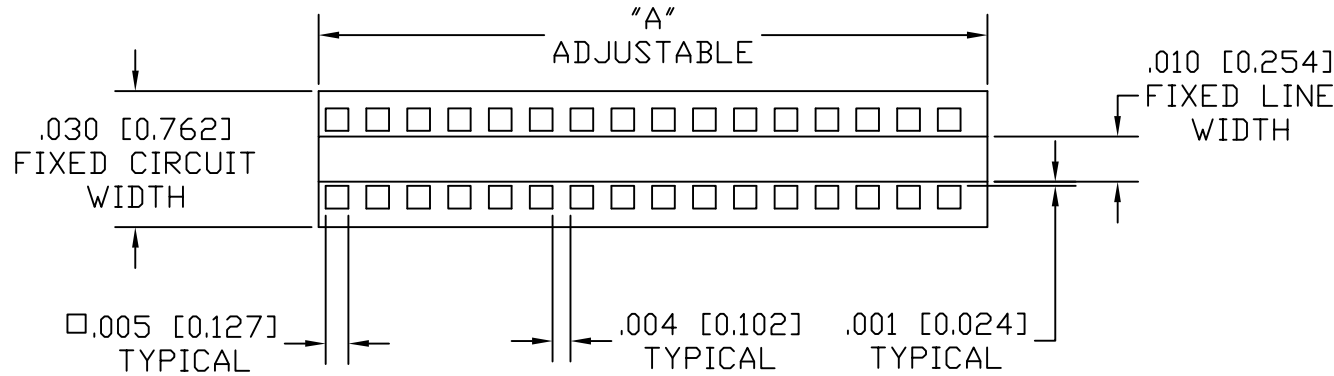
Material
F = Asfired
P = Polished

Length of Material
in inches

Thickness of Material	Fixed Line Width	Fixed Circuit Width
0.010" (0.254mm)	0.010" (0.254mm)	0.030" (0.762mm)



"A" = LENGTH OF SUBSTRATE IN INCHES
EXAMPLE: ATP-WP2-M-010-030-100 A=1.00 INCHES [2.54mm]



NOTES: (UNLESS OTHERWISE SPECIFIED)

1 MATERIAL: .010 [0.254] THK ALUMINA 99.6%
(X) AS-FIRED SURFACE FINISH $4\mu\text{in}$ [0.10um]

2 METALIZATION A & B SIDE
TiW= 300-800A° [0.04-0.08um]
Au= 120u" [3um] min.

PROPRIETARY AND CONFIDENTIAL
THE INFORMATION CONTAINED IN THIS DRAWING IS THE SOLE PROPERTY OF APPLIED THIN-FILM PRODUCTS. ANY REPRODUCTION IN PART OR AS A WHOLE WITHOUT THE PERMISSION OF ATP IS PROHIBITED.

UNLESS OTHERWISE SPECIFIED:		NAME	DATE	ATP APPLIED THIN-FILM PRODUCTS	
DIMENSIONS ARE IN INCHES [mm]		DRAWN	BKL	2014/29/8	3620 EDISON WAY, FREMONT, CA 94538 (510) 413-4293
TOLERANCES: .XX +/- .01 [0.25] .XXX +/- .005 [0.127] ANGLES +/- 1 DEG		CHECKED			TITLE: SUBSTRATE 50 OHM LINE
INTERPRET GEOMETRIC TOLERANCING PER: ASME Y14.5 2009		ENG APPR.			SIZE DWG. NO. REV
THIRD ANGLE PROJECTION		MFG APPR.			A ATP-WP2-F-010-030-XXX A
MATERIAL		Q.A.			SCALE: NONE SHEET 1 OF 1
SEE NOTE ONE		CAGE CODE	04ZM0		