

Single Transmission Lines with Four Rows of Tuning Pads

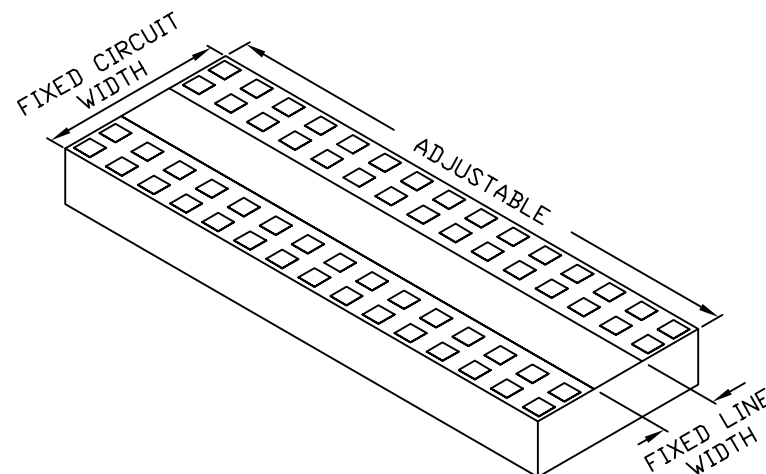
Part number definition = ATP-WP4-M-TTT-050-LLL

Material
F = Asfired
P = Polished

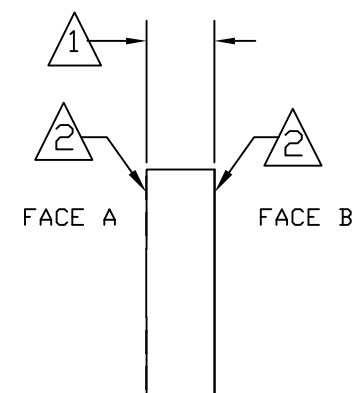
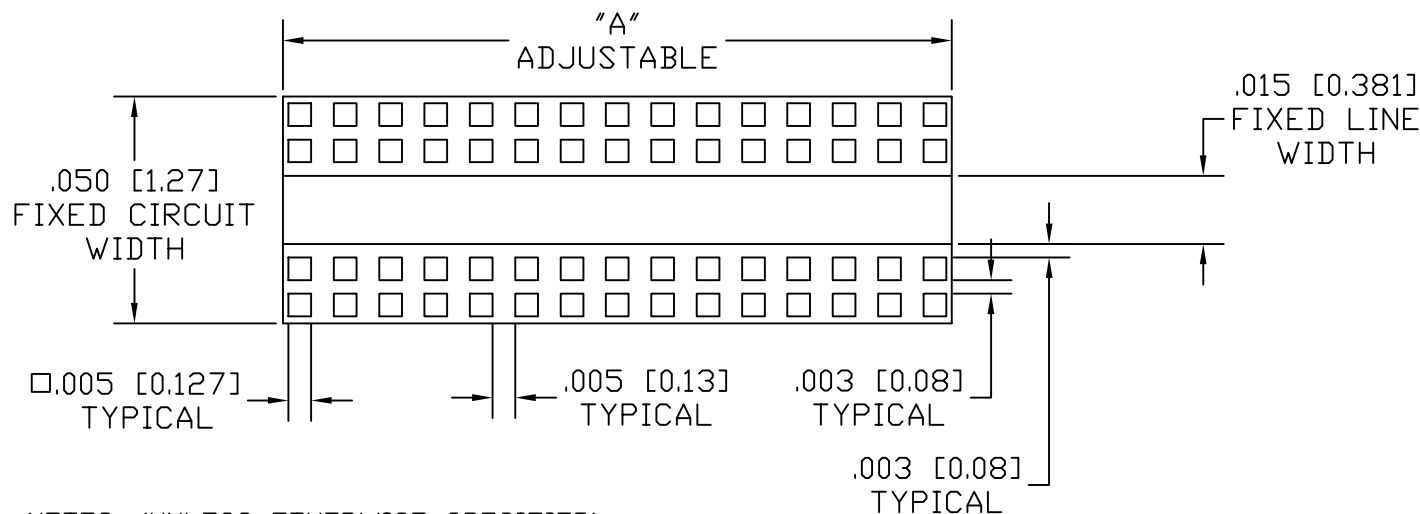
Thickness of Material
in inches

Length of Material
in inches

Thickness of Material	Fixed Line Width	Fixed Circuit Width
0.015" (0.381mm)	0.015" (0.381mm)	0.050" (1.27mm)



"A" = LENGTH OF SUBSTRATE IN INCHES
EXAMPLE: ATP-WP2-M-010-030-100 A=.100 INCHES [2.54mm]



NOTES: (UNLESS OTHERWISE SPECIFIED)

- ① MATERIAL: .015 [0.381] THK ALUMINA 99.6%
(X) AS-FIRED SURFACE FINISH $4\mu'' [0.10\mu m]$
- ② METALIZATION A & B SIDE
TiW= 300-800Å [0.04-0.08μm]
Au= 120u'' [3μm] min.

PROPRIETARY AND CONFIDENTIAL
THE INFORMATION CONTAINED IN THIS DRAWING IS THE SOLE PROPERTY OF APPLIED THIN-FILM PRODUCTS. ANY REPRODUCTION IN PART OR AS A WHOLE WITHOUT THE PERMISSION OF ATP IS PROHIBITED.

UNLESS OTHERWISE SPECIFIED:		NAME	DATE	ATP APPLIED THIN-FILM PRODUCTS	
DIMENSIONS ARE IN INCHES [mm]		DRAWN	BKL	2014/26/9	3620 EDISON WAY, FREMONT, CA 94538 (510) 413-4293
TOLERANCES: .XX +/- .01 [0.25] .XXX +/- .005 [0.127] ANGLES +/- 1 DEG		CHECKED			TITLE: SUBSTRATE 50 OHM LINE
INTERPRET GEOMETRIC TOLERANCING PER: ASME Y14.5 2009		ENG APPR.			SIZE DWG. NO. REV
 THIRD ANGLE PROJECTION MATERIAL SEE NOTE ONE		MFG APPR.			A ATP-WP4-F-015-050-XXX A
		Q.A.			SCALE: NONE SHEET 1 OF 1
		CAGE CODE	04ZM□		