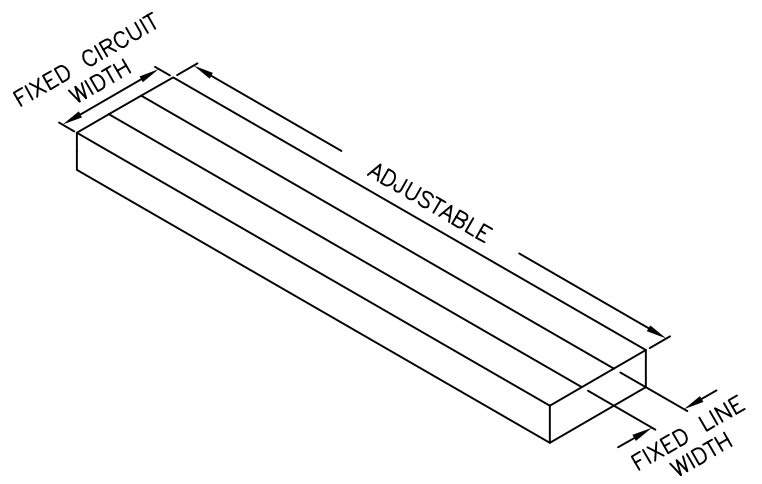


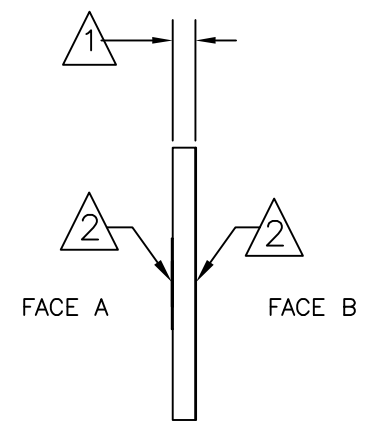
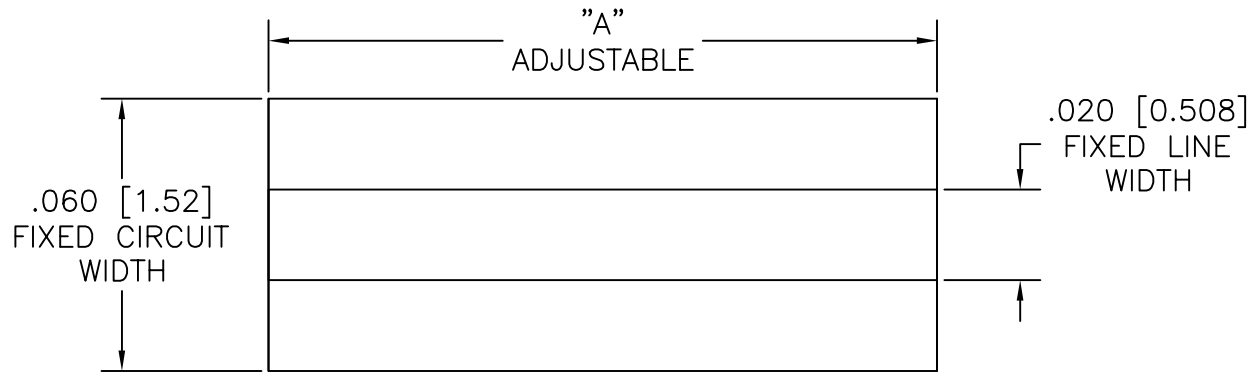
5 4 3 2 1

ATP-M-TTT-WWW-LLL

Material F = Asfired P = Polished	Thickness of Material in inches	Fixed Circuit Width*	Length of Material in inches
Thickness of Material	Fixed Line Width*	Fixed Circuit Width*	
0.020" (0.508mm)	0.020" (0.508mm)	0.060" (1.52mm)	



"A" = LENGTH OF SUBSTRATE IN INCHES
 EXAMPLE: ATP-F-020-060-100 A=.100 INCHES [2.54mm]



NOTES: (UNLESS OTHERWISE SPECIFIED)

- ① MATERIAL: .020 [0.508] THK ALUMINA 99.6%
(X) AS-FIRED SURFACE FINISH <4u" [0.10um]
- ② METALIZATION A & B SIDE
TiW= 400-800A* [0.04-0.08um]
Au= 120u" [3um] min.

UNLESS OTHERWISE SPECIFIED:		NAME	DATE	ATP APPLIED THIN-FILM PRODUCTS	
DIMENSIONS ARE IN INCHES [mm]		DRAWN	BKL	2014/3/9	3620 EDISON WAY, FREMONT, CA 94538 (510) 413-4293
TOLERANCES: .XX +/- .01 [0.25] .XXX +/- .005 [0.127] ANGLES +/- 1 DEG		CHECKED			TITLE: SUBSTRATE 50 OHM LINE
INTERPRET GEOMETRIC TOLERANCING PER: ASME Y14.5 2009		ENG APPR.			SIZE DWG. NO.
THIRD ANGLE PROJECTION MATERIAL SEE NOTE ONE		MFG APPR.			ATP-F-020-060-XXX
		Q.A.			REV
		CAGE CODE	04ZM□		-
					SCALE: NONE
					SHEET 1 OF 1

PROPRIETARY AND CONFIDENTIAL
 THE INFORMATION CONTAINED IN THIS DRAWING IS THE SOLE PROPERTY OF APPLIED THIN-FILM PRODUCTS. ANY REPRODUCTION IN PART OR AS A WHOLE WITHOUT THE PERMISSION OF ATP IS PROHIBITED.

5 4 3 2 1