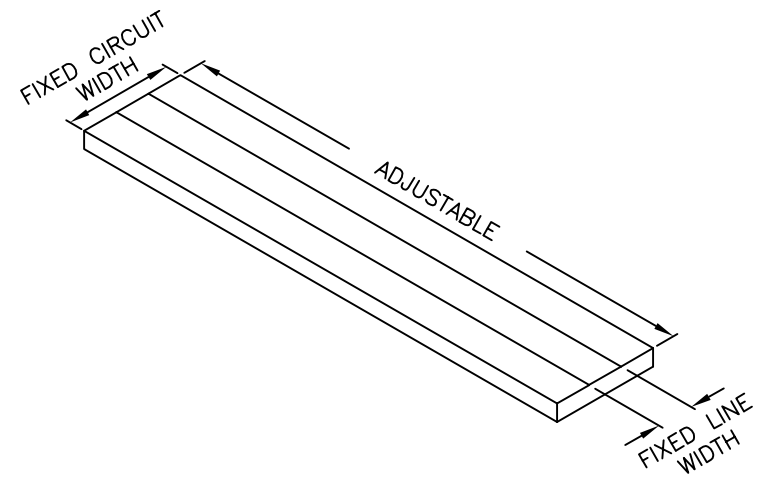


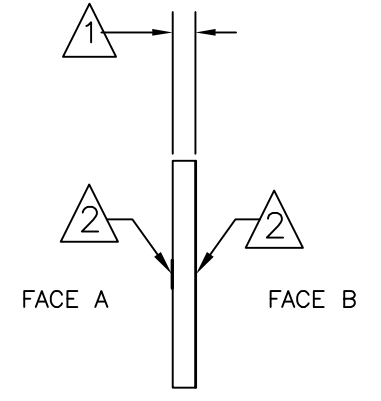
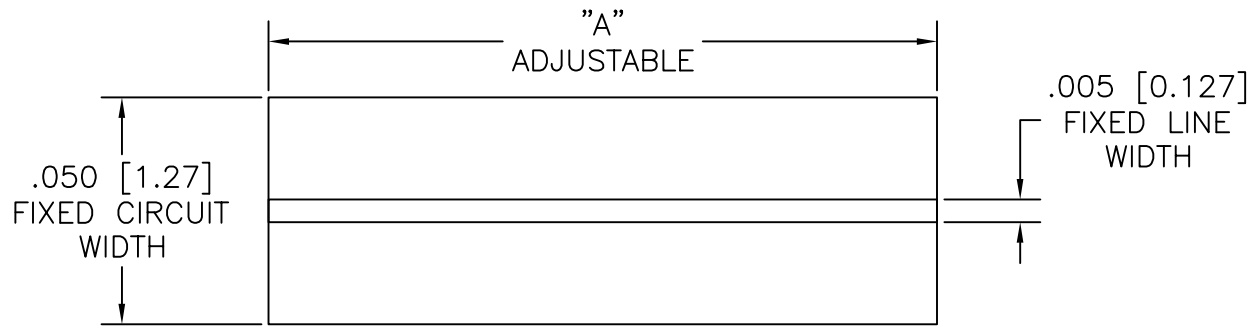
5 4 3 2 1

ATP-M-TTT-WWW-LLL

<b>Material</b> F = Asfired P = Polished	<b>Thickness of Material</b> in inches	<b>Fixed Circuit Width*</b>	<b>Length of Material</b> in inches
<b>Thickness of Material</b>	<b>Fixed Line Width*</b>	<b>Fixed Circuit Width*</b>	
0.005" (0.127mm)	0.005" (0.127mm)	0.050" (1.27mm)	



"A" = LENGTH OF SUBSTRATE IN INCHES  
 EXAMPLE: ATP-F-005-050-100 A=.100 INCHES [2.54mm]



NOTES: (UNLESS OTHERWISE SPECIFIED)

- ① MATERIAL: .005 [0.127] THK ALUMINA 99.6%  
(X) AS-FIRED SURFACE FINISH <4u" [0.10um]
- ② METALIZATION A & B SIDE  
TiW= 400-800A\* [0.04-0.08um]  
Au= 120u" [3um] min.

PROPRIETARY AND CONFIDENTIAL  
 THE INFORMATION CONTAINED IN THIS DRAWING IS THE SOLE PROPERTY OF APPLIED THIN-FILM PRODUCTS. ANY REPRODUCTION IN PART OR AS A WHOLE WITHOUT THE PERMISSION OF ATP IS PROHIBITED.

UNLESS OTHERWISE SPECIFIED:		NAME	DATE	<b>ATP</b> APPLIED THIN-FILM PRODUCTS	
DIMENSIONS ARE IN INCHES [mm]		DRAWN	BKL	3620 EDISON WAY, FREMONT, CA 94538 (510) 413-4293	
TOLERANCES: .XX +/- .01 [0.25] .XXX +/- .005 [0.127] ANGLES +/- 1 DEG		CHECKED		TITLE: SUBSTRATE 50 OHM LINE	
INTERPRET GEOMETRIC TOLERANCING PER: ASME Y14.5 2009		ENG APPR.		SIZE DWG. NO.	
THIRD ANGLE PROJECTION MATERIAL SEE NOTE ONE		MFG APPR.		A	ATP-F-005-050-XXX
		Q.A.		REV	
		CAGE CODE	04ZM□	-	
				SCALE: NONE	SHEET 1 OF 1

5 4 3 2 1